


Packing Checklist

Packing Tips


- Gather boxes in all sizes from friends, neighbors, and stores.
- Collect cushioning material such as bubble wrap, Styrofoam pellets, furniture pads, old blankets, plastic bags, tissue paper, newspapers, and small towels to use as padding inside boxes.
- Create a "portable packing kit" with marking pens, a tape measure, packing tape, twine, and scissors. Carry it with you as you pack up items around your home.
- Reinforce the bottom of boxes with extra tape for added strength.
- Label each box with the name of the room in your home where it should be placed.
- Number the boxes and keep a list of which boxes go in which room in your new home.
- Label boxes containing fragile items with large red lettering.
- Place china in plastic bags and stack plates upright on their sides, not flat.
- Pack your TV, stereo, and computer in their original boxes whenever possible.
- Keep boxes to 30 pounds or less.
- Pack heavy items into their own smaller boxes and place lighter items together into larger boxes. (Don't pack all your books into one box!)
- Don't move flammable, combustible, corrosive, or explosive items such as paint, gasoline, and ammunition.
- Pack a bag of personal items you'll need during the move (change of clothes, toiletries, medicine, maps, food, and drinks). Keep it in an easy-to-find place when you pack.
- Back-up copies of important computer files.
- Sheets, towels and personal hygiene items for the first night in your new home.
- _____
- _____
- _____
- _____
- _____
- _____



Packing Checklist


Packing Tips

- Gather boxes in all sizes from friends, neighbors, and stores.
- Collect cushioning material such as bubble wrap, Styrofoam pellets, furniture pads, old blankets, plastic bags, tissue paper, newspapers, and small towels to use as padding inside boxes.
- Create a “portable packing kit” with marking pens, a tape measure, packing tape, twine, and scissors. Carry it with you as you pack up items around your home.
- Reinforce the bottom of boxes with extra tape for added strength.
- Label each box with the name of the room in your home where it should be placed.
- Number the boxes and keep a list of which boxes go in which room in your new home.
- Label boxes containing fragile items with large red lettering.
- Place china in plastic bags and stack plates upright on their sides, not flat.
- Pack your TV, stereo, and computer in their original boxes whenever possible.
- Keep boxes to 30 pounds or less.
- Pack heavy items into their own smaller boxes and place lighter items together into larger boxes. (Don't pack all your books into one box!)
- Don't move flammable, combustible, corrosive, or explosive items such as paint, gasoline, and ammunition.
- Pack a bag of personal items you'll need during the move (change of clothes, toiletries, medicine, maps, food, and drinks). Keep it in an easy-to-find place when you pack.
- Back-up copies of important computer files.
- Sheets, towels and personal hygiene items for the first night in your new home.
- _____
- _____
- _____
- _____
- _____
- _____
- _____



The day before

- Set aside moving materials, such as tape measure, pocketknife, and rope.
- Pad corners and stairways of house.
- Lay down old sheets in the entry and hallways to protect floor coverings.
- Remove hanging fixtures.
- If you are moving yourself, pick up the rental truck and a dolly to move heavy boxes.
- If you are driving
- If you are flying
- _____
- _____
- _____
- _____
- _____



Moving Day

Carry with you:

- The keys to your new home.
- A map of your new town and directions to your home.
- The telephone number of the moving company.
- Cash or traveler's checks.
- Documentation related to the purchase of your new home.
- Documentation related to the sale of your home.
- Your insurance policies and agent's phone number.
- Your current address book or personal planner.
- Prescription and non-prescription medicines.
- Enough clothing to get by if the movers are late.
- Any items of great personal value to you that are virtually irreplaceable.
- Back-up copies of important computer files.
- Sheets, towels and personal hygiene items for the first night in your new home.
- _____
- _____

Arrival Day

- Show movers where to place furniture and boxes.
- Check inventory to ensure that everything was delivered before signing delivery papers. Note any damages on the inventory sheet.
- Unpack any valuable items, such as silver, art, and jewelry, upon arrival.
- _____
- _____
- _____
- _____



Moving Day

Carry with you:

- The keys to your new home.
- A map of your new town and directions to your home.
- The telephone number of the moving company.
- Cash or traveler's checks.
- Documentation related to the purchase of your new home.
- Documentation related to the sale of your home.
- Your insurance policies and agent's phone number.
- Your current address book or personal planner.
- Prescription and non-prescription medicines.
- Enough clothing to get by if the movers are late.
- Any items of great personal value to you that are virtually irreplaceable.
- Back-up copies of important computer files.
- Sheets, towels and personal hygiene items for the first night in your new home.
- _____
- _____

Arrival Day

- Show movers where to place furniture and boxes.
- Check inventory to ensure that everything was delivered before signing delivery papers. Note any damages on the inventory sheet.
- Unpack any valuable items, such as silver, art, and jewelry, upon arrival.
- _____
- _____
- _____
- _____

